



**FIXTUR
LASER**

Benefits of belt drive alignment:

- Minimizes downtime
- Minimizes unplanned stops
- Extended operating time between services
- Extended lifetime of drive belts and components
- Reduced vibrations and belt noise



Fixturlaser® P-A-T features:

- Easy to use - No training required
- Quick - One person operation
- Precise - Uses the belt groove as reference
- Measures angular, parallel and twist errors simultaneously
- Selfguided attachment
- No movable parts
- Just two units to handle
- Rigid and lightweight units

FIXTURLASER AB

Box 7
SE-431 21 Mölndal, Sweden
Tel: +46 31 706 28 00
Fax: +46 31 706 28 50
E-mail: info@fixturlaser.se
Web: www.fixturlaser.com




P·A·T

Pulley Alignment Tool

FIXTURLASER

Quick, Easy and Accurate alignment of belt drive pulleys.



With the Fixturlaser® P-A-T you are never in doubt on how your pulleys are aligned. The Fixturlaser® P-A-T uses the belt groove as reference, guaranteeing that the alignments are accurate.

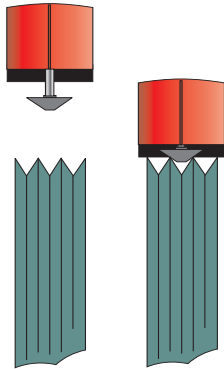
Two identical units are attached to the pulleys by super magnets and the built in reference guides aligns the unit to the belt groove. Each unit generates a laser line on the opposite mounted unit's target. Adjust the pulley until the laserline aligns with the target — and you are done.

No risk for mistakes, no dependence on pulley surface quality. The system consists of two identical, battery operated, units projecting a calibrated laser line on the opposite mounted unit. The accurately graduated target label makes it easy to adjust the machines to an aligned position.

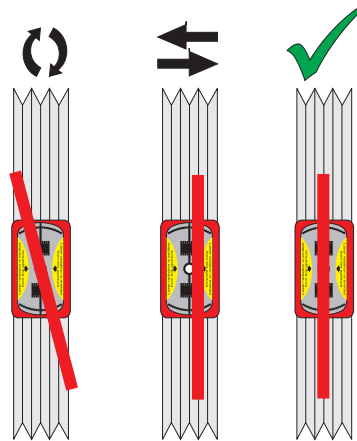
The Fixturlaser® P-A-T measures belt drive applications with pulleys with diameters from 70 mm (3 inch) and up. The maximum distance between pulleys to be measured are 6 meters (20 ft).

The easier way of alignment

The Fixturlaser® P·A·T units are very easily mounted on the pulley. The spring action probe finds the center of the belt groove. Then you just firmly press the unit towards the pulley until the super magnets snaps it in place.



The alignment process is as easy as the mounting. Just turn on the lasers and look at the opposite mounted Fixturlaser® P·A·T unit. The laser draws a line on the target label as in the illustration below. If necessary, adjust your machines position until the laser lines are aligned with the center mark on the target label.



Technical data

Housing material:	Precision moulded PA (ABS)
Dimensions	68 x 92 x 65 mm
Weight:	300 g/unit
Battery type:	2 x R6 (AA) 1.5V per unit
Operating time:	Approx. 18 hrs continuous operation
Measuring distance:	Distance between units 200mm - 6000 mm
Measuring accuracy:	Better than 0.5 mm or 0.2 degrees
Pulley diameter range:	From 70 mm and larger (standard)
Pulley belt groove width:	10 mm - 40 mm (standard)
Laser class:	Class 2
Laser scattering angle:	6 m at 10 m distance
Output power:	<1mW
Laser wavelength:	600 - 650 nm
Patent pending:	SE0000024-0

